

2025-2026

# Greer High School

Opening School Information & Student  
Handbook Highlights



2025-2026

# Welcome Back!!

The goal of this presentation is to:

1. Serve as a “Back to School” guide. All links for forms will be embedded within this presentation.
2. Highlight Critical Elements of the Student Handbook





2025-2026

# GREER HIGH VISION




Students will graduate  
**college- and career-ready,**  
inspired to make a positive  
difference in society.





WE ARE



COMMUNITY ♦ TRADITION ♦ DETERMINATION



2025-2026

# Greer Alma Mater

In the state of Carolina,  
Near the mountains blue,  
Stately stands a noble structure  
With a spirit true.

---

## **CHORUS:**

Lift your voices  
Shout your praises  
Over hill and dale.  
Here's to thee, our Alma Mater,  
Hail thee, Greer High, Hail!

---

Now and when we have departed  
From her halls afar;  
May her truths and lofty ideals  
Be our guiding star.





# Important Links and Forms

Click here to access an electronic copy of the [Student Emergency Information Form](#)

- Students need to submit **an updated Student Emergency Information Form every year.**
- ALL students can print, scan, and email the form to Nurse Williams.
- Nurse Contact:
  - [jiwilliams@greenville.k12.sc.us](mailto:jiwilliams@greenville.k12.sc.us)

- Students will **receive a physical copy during homeroom.**
- Completed forms can be placed in the drop boxes located in the front office, health room, and commons area.
- This form is required to be turned in by ALL students.

# Important Links and Forms

- Please consider joining the GHS PTSA.
- The PTSA funds educational needs, teacher grants, and student scholarships. Memberships are only \$7 per person and can be [purchased online here.](#)
- For other payment options, please visit the GHS PTSA website page which can be found under the Parents tab on the [GHS website.](#)
- This year PTSA will sponsor a membership drive with **SECOND BLOCK** classes.
- The second block class that sells the most PTSA memberships will **win** **a pizza party!**





# Important Links and Forms – *FERPA*

**The Family Educational Rights and Privacy Act** (FERPA) (20 U.S.C. § 1232g; 34 CFR Part 99) is a Federal law that protects the privacy of student education records. If a parent signs a FERPA waiver, **this means the student opts out of sharing all personally identifiable information.** This includes pictures in the yearbook and on the school website. It also means the student's name can not be printed or mentioned in any type of recognition, including graduation programs.

**Please click below to read additional information regarding FERPA.**

- [\*\*FERPA Notification\*\*](#)
- [\*\*FERPA Notification Spanish\*\*](#)
- [\*\*FERPA Directory Information\*\*](#)
- [\*\*FERPA Directory Information-Spanish\*\*](#)

Parents must come into the main office to sign a FERPA waiver if they choose to opt their student out of sharing any information.



# Important Links and Forms

## *Notification of Rights*

- **The Protection of Pupil Rights Amendment (PPRA)** affords parents and eligible students certain rights regarding our conducting of surveys, collection and use of information for marketing purposes, and certain physical exams.
- **Please click below** to read additional information regarding PPRA.
  - [Notification of Rights-English](#)
  - [Notification of Rights-Spanish](#)
  - [Notification of Public Benefits \(Medicaid\) English](#)



# Student Parking Passes

- Student parking passes are \$35. Students must have completed or be signed up for ALIVE at 25 to purchase a pass and have paid all school debts.
- Please see [the website](#) for more information and see Mr. Phillips for any additional questions.





# The Branch

- All Greer High students and staff will have daily access to **The Branch** where they can open a checking or savings account and receive a custom Greer High branded debit card.
- The Branch officially **opens for business on Monday, August 11** and will be available to students and staff daily **during lunch** throughout the school year.
- You can learn more about The Branch and how to open an account by visiting [our school website](#).
- **The QR code** on screen will take you directly to the site and the online account application.







# THE BRANCH

AT GREER HIGH

Greenville  
Federal  
Credit Union



- Available to all students
- Open during lunch
- Learn more at [www.greenvillefcu.com](http://www.greenvillefcu.com)





# Student Acceptable Use Policy Agreement

The School District of Greenville County provides computer, network, e-mail, and Internet access to students as part of the learning environment. While these systems have the power to deliver a huge number of resources to our classrooms, their ability to serve students depends on the responsible and ethical use of them by every student.

GCS may install software and/or hardware to monitor and record all information system resources, usage, including e-mail and Web site visits. The district retains the right to record or inspect any and all files stored on district systems.

“Acceptable use” of these systems is use that is consistent with the instructional goals of the District. If you break “acceptable use” rules, you may lose the privilege to use both classroom computers and/or the Internet. Further disciplinary and/or legal action may be taken at the discretion of school administration.



# Chromebooks & Chargers

- **You are responsible** for the chromebook and charger assigned to you.
- All chromebooks are marked with bar codes and should not be removed.
- If you have any issues with your chromebook, you need to see **Mrs. Grizzle in the media center** during **Chromebook Room Hours**.
- If you have an issue with your Chromebook during class time, please visit the [Chromebook Help Site](#) linked on the GHS front page.

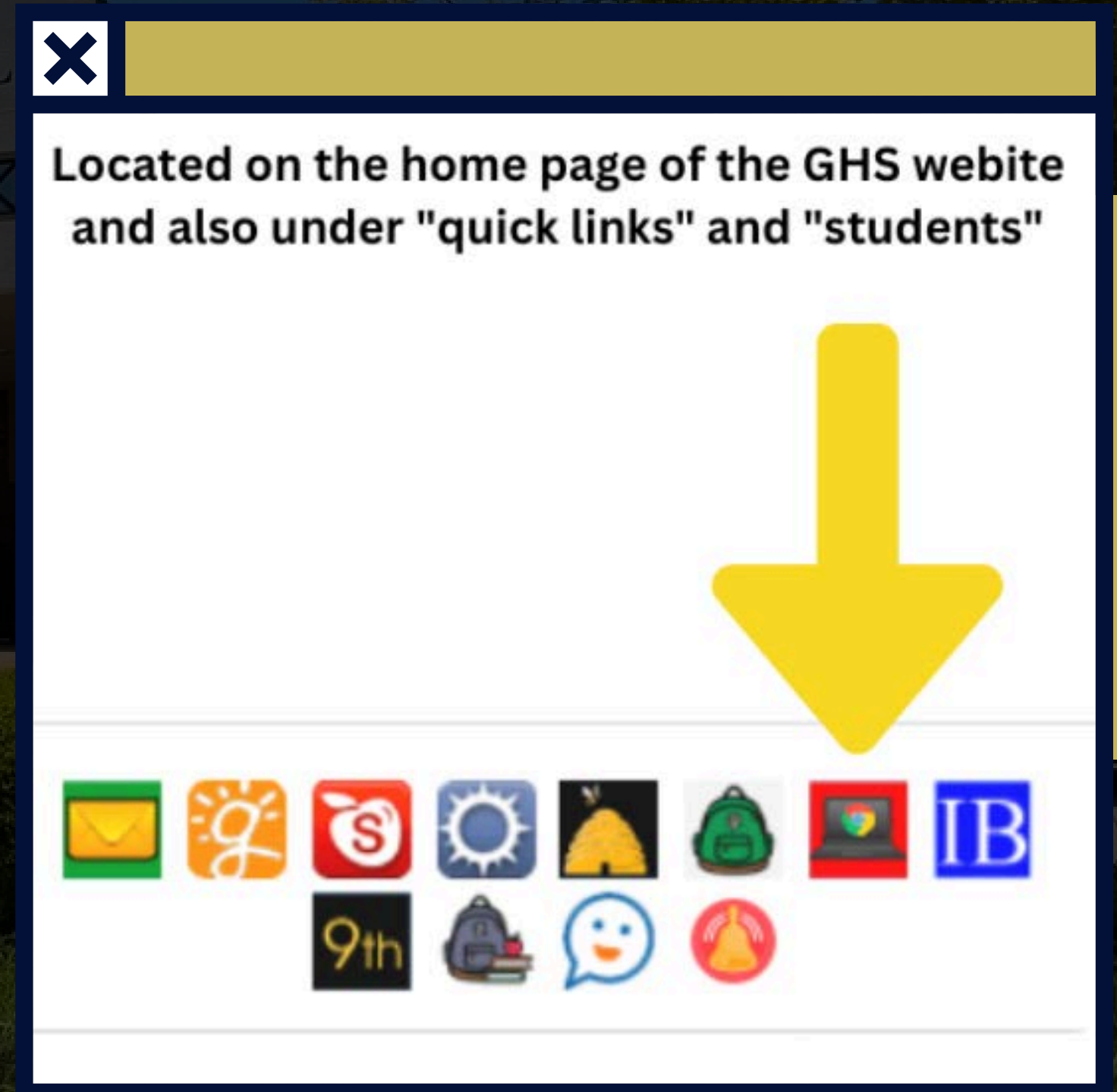
## Chromebook Room Hours

**8:15 AM - 8:45 AM**  
**12:00 PM - 1:40 PM**  
**3:45 PM - 4:00 PM**



# Chromebook Support Site

- **New this year!!**
  - [GHS Chromebook Support Site](#)
- The Greer High School Chromebook handbook can be accessed by clicking on the link below.
  - [Chromebook Highlights](#)





# Chromebooks Continued

The GHS Administration understands that with any technology device, honest accidents can happen. Our procedures include protections for students who incur damages to their Chromebook (broken screen, keyboard malfunction, etc.).

## Procedures for Accidental Damage:

- 1st Offense of Accidental Damage - Replacement At No Cost To Student.
- 2nd Offense and subsequent offenses of Accidental Damage - Parent Contact, full replacement cost of parts or full replacement cost of Chromebook as applicable will be charged to student

A new Chromebook will be issued **upon payment of the replacement cost**. Note: GHS reserves the right to revoke use of Chromebook for students at any time

Students who deliberately damage a Chromebook (or have their Chromebook deliberately damaged by a family member or peer) **will not fall under the accidental damage procedure listed above.**



# Be Responsible!

- **Charge them AT HOME**, every night. GHS will not loan out chromebooks or chargers.
- Chromebooks and Cell Phones - Students should **NOT charge their cell phones** using the Chromebook USB port. This pulls too much power from the battery and shuts down the Chromebook. The Chromebook will not restart until serviced by a technician.
- You are responsible for your chromebook and charger.

# Media Center

- Hours 8:15 – 4 pm
- Before & after school and lunch – students must have a pass to enter.

Ask your teacher for a pass or the hallway monitor before school and during lunch.

- Students can check out 4 books at a time

- Please see the [media center website](#) under the students tab on the school web page for more information.





# Tardies – Be on Time!

- Students have five minutes in between classes to manage hallways, visit the restroom, and move from one end of campus to the other.
- Class time is very valuable, and it is important that you are there, on time every day in order to maximize your learning opportunities.
- Students will not be approved to leave during the first 15 minutes of class and the last 15 minutes of class.

-

# Tardies – Be on Time!

- First Tardy – Warning
- Second Tardy – Warning
- Third Tardy – Final Warning, Parent Contact
- Fourth Tardy – Referral, Administrator Assigned Detention
- Fifth Tardy – Referral, Administrator Assigned Detention
- Sixth Tardy – Referral, Administrator Assigned ISS
- Seventh Tardy – Referral, Administrator Assigned ISS
- Eighth and Subsequent Tardies – Referral, Administrator Assigned OSS



2025-2026

# Hall Passes 25-26

Click below to watch the video



# Smart Pass

- Teachers will provide you with a physical classroom pass. If you are in the following areas, then you should have the colored lanyards below in the appropriate location:

- **Upstairs students - Blue**
- **Downstairs students - Green**
- **Fine Arts students - Gold**

**UPDATE:** You will only have **TWO (2) passes per day** to be out of class. Use them wisely.

- *Hallway monitors, teachers, and administrators will be in the hallways and restrooms.*

- Students must have chromebook, create a pass, and turn screen around for teacher.
- If you restart your pass, you will receive a referral for abusing instructional time.
- Cannot use during first 15 minutes/ last 15 minutes of of class.



# Attendance Policy

**NEW: Tardies – ALL teachers, including 1st period teachers, will record tardies daily.**

- Class attendance is counted by each individual class.
- The student should be present for at least half of a class to be counted present.
- Example: a student may have 5 absences in first period, 2 in second, and none for the rest of the day.

- More than 5 unexcused absences or parent notes in a semester course will result in a FA (failure due to attendance). Students must supply all medical documentation to attendance clerk or interventionist.
- Seat Time Recovery will be offered this year for students who have excessive absences. There is a cost of \$5 for every hour served of STR.

# Attendance Policy



## Eligibility for Homecoming and Prom Activities

- To be eligible for homecoming festivities (homecoming court and homecoming dance), **students may not have more than 5 unexcused absences prior to homecoming week.**
- To be eligible for the Junior and Senior Prom, students may not have **more than 5 unexcused absences or any remaining FA grades (Failure Due to Attendance) from the first semester.**



# Early Dismissals

- Early Dismissal Requests must be turned into the box in the main office by 8:45 A.M.
- Written request must be made by parents and state the reason, time to leave, and parents' work, home, and cell phone numbers.
- NO EARLY DISMISSALS AFTER 3:00 PM

- Once the early dismissal has been confirmed, you will need to pick up your yellow slip and sign out with Mrs. White before leaving school grounds.
- All early dismissals must exit from the front office at the time of the dismissal.

# School Counseling

- Last Names A-Co-Mrs. Morgan DiCostanzo
- Last Names CR-G-Mrs. Atiba B. Jackson
- Last Names H-Mar - Ms. Carla Henry
- Last Names Martinez -Re - Ms. Rachel Furman
- Last Names Rh-V-Mr. Moellman
- Last Names W-Z-Dr. Shay Knight



# GHS Picture Days

- Buy your yearbook or Senior Ad now @ [yearbookforever.com](http://yearbookforever.com)
- Underclassmen and Staff Picture Day-
  - Thursday, August 28
- Senior Picture Makeup Days- Sep. 3rd & 4th - sign up soon!

# ID Badges

- All students, staff and faculty must correctly wear a school issued ID at all times during the designated school day, from 7:30 a.m. to 3:45 p.m. NO EXCEPTIONS!
- If a student comes to school before the 8:45 tardy bell without an ID, they will have the option to purchase an ID for \$5.00.
- Purchasing an ID is not an excused tardy for 1st block.

## ID Violations (Not Properly Wearing Your ID)

- Any student, who is found during the school day without wearing their ID correctly, will be disciplined according to the school's discipline policy.
  - 1st-2nd Offense Warning
  - 3rd-4th Offense Administrative Lunch Detention
  - 5th-6th Offense In School Suspension (ISS)
  - 7th and Subsequent Multiple Days of ISS/Out of School Suspension (OSS)



# Electronic Devices

- **NO Personal Electronic Devices, Headphones, Earbuds should be visible in classroom - place in bags.**
- **Disclaimer:** Cellphones can be used in hallway and lunch for school business. Headphones and earbuds should not be visible anywhere between 8:45am - 3:45pm.




# GCS Dress Code for 25-26


- The dress code now includes This now includes hats, hoods (of any kind), and blankets!

**DRESS CODE AND DISCIPLINE CONSISTENCY**

To increase alignment in discipline and dress code practices between schools and to provide more consistency and clarity for parents and students.

<b>DRESS CODE SPECIFICATIONS</b>	<b>VIOLATION CONSEQUENCES</b>
<b>Required lengths of skirts/shorts:</b> Measurement using fingertips when standing upright; shorts or bottom hem must come to the bottom of the fingertips.	<b>FIRST OFFENSE:</b> Warning/Parent Contact
<b>The width of straps on tops must be at least the width of a student ID card.</b>	<b>SECOND OFFENSE:</b> Detention
<b>No visible undergarments or items worn as undergarments.</b>	<b>THIRD OFFENSE:</b> Referral for Additional Consequences
<b>Holes in garments or exposed skin are prohibited above the required skirt/short length.</b>	<b>WHEN A STUDENT IS IN VIOLATION OF THE DRESS CODE:</b> Schools will have clothing items available for students to wear that meet dress code requirements
<b>No exposed midriff areas.</b>	<b>OR</b> Students can call home to have an appropriate garment(s) brought and will wait in the ISS room or designated location.
<b>Pajamas are not allowed.</b>	
<b>No bedroom shoes/slippers are allowed.</b>	
<b>Hoods/hats/sunglasses must not be worn in the building at any time.</b>	

 **GREENVILLE COUNTY SCHOOLS**  
Inspire | Support | Prepare





# Bullying, Harassment, Intimidation & Misconduct

- Bullying, Harassment, Intimidation, and Misconduct are not tolerated at Greer High School. If you are being bullied, or know someone who is, please report the incident(s) to a principal, counselor, or teacher.
- GCSD Board Policy on Bullying can be accessed by clicking the [link](#).

# Exterior Door Use

- Students are only permitted to enter and exit through the front doors during the school day.
- Student parking doors will not be available for use during the school day.
- This is a change from last year.
- Violations will result in disciplinary action.



# More Information



- The entire Greer High School student handbook can be found on the GHS website or by [clicking on this link](#).
- All students will sign off on their understanding of the expectations of both the Student Handbook and the Chromebook Handbook while in Homeroom.
- **We are looking forward to a great school year!**